




Big

- Tick the big one.



Things to do: (1) Let the children form a circle by holding hands and say, "Let us form a big circle." Let the children spread out. Then say "Let us form a small circle." Let them move inwards. Children will enjoy the activity and have a hands-on experience of 'big' and 'small'. (2) During outings and excursions, point and say, for example, "Big house, small house" or "Big tree, small tree". (3) Let them act out and show, with their arms spread out, the word 'big'. (4) Let them sort big and small objects from a pile.

1

one

- Trace the numbers.
- Colour and complete the picture.




Teacher's note: Point out the following to the children: 1 elephant, 1 umbrella, 1 girl. You could also ask them questions such as: How many elephants can you see in the picture? How many girls?






2

two

- Colour the ice-creams.
- How many ice-creams can you see? Count and say.




- Trace and write the number 2.



10

- Trace the numbers.
- Colour and complete the picture.

ten



Teacher's note: Point out the following: 10 chicks. You could also ask: How many chicks?